



WORLD'S BEST BUILT SPAS®





ABOUT COAST SPAS®

We have over 20 years of experience crafting the World's Best Built Spas®. Our mission is to deliver the highest quality spas with exceptional performance to our customers worldwide. We are passionate about hydrotherapy and the life-changing benefits of owning a Coast Spas Hot Tub or Swim Spa. We are dedicated to making a difference in how your body heals, how you interact with loved ones and ensuring that we make a lasting impact on your life.

Coast Spas is an industry leader in innovation and quality. Our spas are handcrafted to the highest standards and built to withstand the harshest environments. Pioneers of spa innovation spanning over two decades, our engineers have defined the industry standard for what is known as a modern hot tub.

So get excited. We are committed to delivering an experience that will change and enhance your lifestyle for years to come. Welcome to Coast Spas.



Coast Spas® is proud to have maintained ISO certification since 2003. We are one of the only spa manufacturers in the world that have obtained ISO:9001:2015 Certification. This certification is the highest internationally recognized quality standard for manufacturing.



Reduces Stress



Decreases Joint Pain



Removes Toxins



Eases Muscle Aches



Improves Blood Circulation



Reduces Chronic Pain



Improves Mobility



Promotes Weight Loss



Improves Sleep



Reduces Headaches



Elevates Mood



Reduces Blood Pressure



Relieves Cold & Flu Symptoms



Increases Metabolism



Aids in Digestion



Improves Cardiovascular Health



HEALTH BENEFITS

The combination of hot water, powerful massage jets and innovative engineering deliver the very best hydrotherapy experience to Coast Spas hot tub and swim spa owners. Our spas are designed to optimize the significant health and wellness benefits that have been associated for thousands of years with bathing in hot water.



2019 LINE UP

Collections & Series

Traditional Collection

- o Patio Series
- o Classic Series
- o Elite Series
- o Luxury Series
- o Wellness Spa® Series

Curve Collection

- o Classic Series
- o Elite Series
- o Luxury Series
- o Wellness Spa® Series
- o Wellness Spa® X Series

Infinity Collection

- o VE I Series
- o VE II Series
- o VE III Series

Swim Collection

- o Pool Series
- o Play Series
- o Performance Series
- o Wellness Spa® Series
- o Wellness Spa® X Series

Guide to Choosing Your Spa

COLLECTIONS: Collections are spa models that have been grouped together for their common design attributes. For example, the Curve Collection features a raised curve back and a 24" waterfall making it very different in appearance than the Traditional Collection, which is akin to the classic hot tub design that has been popular for decades.

SERIES: Each series has their own set of specific standard features that come built into the spa (such as number of jets and cabinet style) and available optional features (such as WIFI connectivity).

LOUNGE OR BENCH: When you choose your model, most will be available with either lounge or bench seating. Lounge seating offers full body hydrotherapy in a lay down position. Bench seating adds an additional ergonomic upright seat in place of a lounge seat.



Aruba

Seats: 4 Adults
 Water Capacity: 180 US Gal | 681 L
 Dimensions: 59.5 x 83 x 30.5 in | 151 x 212 x 77.5 cm
 Available In: Patio Series



Omega

Seats: 4 Adults
 Water Capacity: 250 US Gal | 946 L
 Dimensions: 66 x 83.5 x 40 in | 167.5 x 212 x 101.5 cm
 Available In: Patio, Classic, Elite & Luxury Series



Alpha

Seats: 5-6 Adults
 Water Capacity: 276 US Gal | 1045 L
 Dimensions: 75 x 90.5 x 40 in | 191 x 229 x 102 cm
 Available In: Patio, Classic, Elite & Luxury Series



Seabreeze

Seats: 5 Adults
 Water Capacity: 265 US Gal | 1003 L
 Dimensions: 76 x 76 x 36 in | 192 x 192 x 91.5 cm
 Available In: Patio Series

TRADITIONAL COLLECTION



Timeless Design with
 a Modern Look

This collection features the timeless flat-top hot tub design that has remained in high demand for decades. Spas in the Traditional Collection have soft, flowing lines accentuating the ergonomic seating and jet patterns of the bathing area. Headrests, jets, controls and other components are recessed into the shell resulting in a smooth, modern and integrated appearance.

The height for Spas in the Patio & Classic Series is 36 inches. Their water capacity also differs. Due to continuous improvement programs, Coast Spas may make product modifications and enhancements that may not be reflected in the shown content/images. Please see your local Coast Spas • Authorized Dealership for current specifications.



Element Bench

Seats: 6 Adults
 Water Capacity: 335 US Gal | 1268 L
 Dimensions: 83.5 x 83.5 x 40 in | 212 x 212 x 101.5 cm
 Available In: Classic, Elite, Luxury & Wellness Spa® Series



Element Lounge

Seats: 5 Adults
 Water Capacity: 320 US Gal | 1210 L
 Dimensions: 83.5 x 83.5 x 40 in | 212 x 212 x 101.5 cm
 Available In: Classic, Elite, Luxury & Wellness Spa® Series



Apex Bench

Seats: 7 Adults
 Water Capacity: 410 US Gal | 1552 L
 Dimensions: 92 x 92 x 40 in | 234 x 234 x 101.5 cm
 Available In: Classic, Elite, Luxury & Wellness Spa® Series



Apex Lounge

Seats: 6 Adults
 Water Capacity: 395 US Gal | 1496 L
 Dimensions: 92 x 92 x 40 in | 234 x 234 x 101.5 cm
 Available In: Classic, Elite, Luxury & Wellness Spa® Series



The height for Spas in the Classic Series is 36 inches. Their water capacity also differs. Due to continuous improvement programs, Coast Spas may make product modifications and enhancements that may not be reflected in the shown content/images. Please see your local Coast Spas® Authorized Dealership for current specifications.

CURVE COLLECTION



Raised Curve Back with a 24" Waterfall

Featuring a raised curve back that protects bathers from the elements and houses the largest hot tub waterfall in the world. Easily adjust the flow of the waterfall to gently pour over your shoulders or create an incredible ceiling of water for the kids to play under. The Curve Collection is unique, luxurious and a step above the rest.



Element Bench Curve

Seats: 6 Adults
Water Capacity: 335 US Gal | 1268 L
Dimensions: 83.5 x 83.5 x 40 (47 back) in
212 x 212 x 101.5 (119.5 back) cm
Available In: Classic, Elite, Luxury, Wellness Spa® & Wellness Spa® X Series



Element Lounge Curve

Seats: 5 Adults
Water Capacity: 320 US Gal | 1210 L
Dimensions: 83.5 x 83.5 x 40 (47 back) in
212 x 212 x 101.5 (119.5 back) cm
Available In: Classic, Elite, Luxury, Wellness Spa® & Wellness Spa® X Series



Mirage Curve

Seats: 8 Adults
Water Capacity: 680 US Gal | 2574 L
Dimensions: 132 x 92 x 40 (47 back) in
335 x 234 x 101.5 (119.5 back) cm
Available In: Elite, Luxury & Wellness Spa® Series




Apex Bench Curve

Seats: 7 Adults
Water Capacity: 410 US Gal | 1552 L
Dimensions: 92 x 92 x 40 (47 back) in
234 x 234 x 101.5 (119.5 back) cm
Available In: Classic, Elite, Luxury, Wellness Spa® &
Wellness Spa® X Series



Apex Lounge Curve

Seats: 6 Adults
Water Capacity: 395 US Gal | 1496 L
Dimensions: 92 x 92 x 40 (47 back) in
234 x 234 x 101.5 (119.5 back) cm
Available In: Classic, Elite, Luxury, Wellness Spa® &
Wellness Spa® X Series



World's Largest Hot Tub Waterfall (24")



PATIO SERIES

Create an oasis of your very own with Coast Spas' Patio Series. Simply fill with water, plug into your household outlet and enjoy.* These spas are compact and will fit nearly anywhere.

Patio Series Highlights

- o Plug & Play Powered by 110V (220V Convertible)
- o 50 sq.ft. Hydro Cyclonic Filtration® System
- o Digital Spa Control Panel
- o Worldwide Spa Remote Compatible**
- o 3" Underwater Light
- o Whirlpool Hydrotherapy Jet
- o Protective Ground-Shield Barrier

*North American Outlets Only. **With Spa Pack Upgrade Only.

CLASSIC SERIES

Decked out with our premium trillium stainless steel massage jets, commercial-grade pressurized filtration and ergonomic seating this series will redefine your social outdoor lifestyle. The Classic Series is packed with value, craftsmanship and features that can't be found on any other entry level spa.

Classic Series Highlights

- o 50 sq.ft. Hydro Cyclonic Filtration® System
(100 sq.ft. for Curve Models)
- o Laminar Water Ropes*
- o Digital Spa Control Panel
- o 3" Underwater Light
- o Protective Ground-Shield Barrier
- o Self-Cleaning Sweeper Jet*

*Not available on all models. Visit www.coastspas.com for full details.






ELITE SERIES

Life is busy, we get that. The Elite Series provides the perfect oasis to unwind and reconnect with friends and family or even to take a few moments for yourself to recharge and reset. The Elite Series features our exclusive commercial-grade filtration system along with our self-cleaning sweeper jet, so you can spend less time maintaining your spa and more time enjoying it.

Elite Series Highlights


- o 175 sq.ft. Hydro Cyclonic Filtration® System
- o Titanium Super Heater
- o Worldwide Spa Remote Compatible
- o ControlMySpa™ Compatible
- o Self-Cleaning Sweeper Jet*
- o Energy Smart Filtration 
- o 3" Underwater Safety Light
- o Protective Ground-Shield Barrier

*2 pump models only.

LUXURY SERIES

You've worked hard to get to where you are and you deserve to spend more time relaxing and enjoying the most important things in life. Luxury Series spas are beautifully handcrafted and engineered for performance. Easily customize your spa experience with a large touchscreen control panel or monitor your hot tub from anywhere in the world with Coast Spas' smartphone app.

Luxury Series Highlights

- o 175 sq.ft. Hydro Cyclonic Filtration® System
- o Touchscreen Spa Control Panel
- o Extreme Power'Sage Zone
- o 5" Underwater Safety Light
- o Quick Access Equipment Door
- o Energy Smart Filtration 
- o Self-Cleaning Sweeper Jet
- o Titanium Super Heater
- o Worldwide Spa Remote Compatible
- o ControlMySpa™ Compatible
- o Chromazone™ LED Lighting Compatible
- o The Coast Guard System® - Hardened Ground-Shield Barrier






WELLNESS SPA® SERIES

Your lifestyle can be rough on your body whether you work hard, play hard or have a medical condition. Aches and pains can stop you from doing what you love most in life and repairing your body can take precious time. The Wellness Spa® Series has been designed to optimize the benefits of hydrotherapy and accelerate the healing process for your muscles and joints. Maintaining your body has never been more enjoyable. A daily soak in your Wellness Spa® Series hot tub will ease chronic body pains and ensure you are ready to take on new challenges every day.


Wellness Spa® Series Highlights

- o 175 sq.ft. Hydro Cyclonic Filtration® System
- o Touchscreen Spa Control Panel
- o Extreme Power'Sage Zone
- o 7" Stainless Steel Frosted Light Dome
- o Quick Access Equipment Door
- o Energy Smart Filtration 
- o Self-Cleaning Sweeper Jet
- o Titanium Super Heater
- o Worldwide Spa Remote Compatible
- o ControlMySpa™ Compatible
- o Chromazone™ LED Lighting Compatible
- o The Coast Guard System® - Hardened Ground-Shield Barrier

WELLNESS SPA® X SERIES

Specifically engineered to maximize the health benefits that can be obtained from hot water therapy. The Wellness Spa® X Series goes beyond any other spa in delivering all the beneficial elements of a hot tub. Superior power and control provides you with the ability to customize your thermal massage to target specific aches and pains in your muscles and joints. The Wellness Spa® X Series features an Adjustable Power Therapy Seat with a dedicated seat-side control panel for instant control over the intensity of the massage jets. In addition, this series includes an Impulse Therapy Seat with jets emitting a soothing vibration deep into your muscle tissue. Exercise bands are available for the Wellness Spa® X Series spas so you can add strength training to your routine. If you are looking to get the very most from your new spa, step up to the Wellness Spa® X Series.

Wellness Spa® X Series Highlights

- o 175 sq.ft. Hydro Cyclonic Filtration® System
- o Exclusive 24" Adjustable Waterfall
- o Wellness Spa® X Impulse Therapy Seat
- o Wellness Spa® X Adjustable Power Therapy Seat with Independent Controls
- o AquaSole™ Foot Massage Jet(s)
- o Colorscreen Controls
- o Titanium Super Heater
- o Self-Cleaning Sweeper Jet
- o Extreme Power'sage Zone
- o 7" Stainless Steel Frosted Light Dome
- o Energy Smart Filtration 
- o Detachable Exercise Bands (*optional*)
- o The Coast Guard System® - Hardened Ground-Shield Barrier





World's Only Portable Infinity Edge Hot Tub

The Infinity Collection is truly in a class of its own, being the only portable hot tub in the world to offer the luxury of an infinity edge. Enjoy a beautiful new perspective of your surroundings as your view meets the waterline. With 360 degree seating, the largest skimmer and zero water displacement the Infinity Collection is not only aesthetically stunning but offers functional benefits not found on any other spa.



Horizon

Seats: 6-7 Adults
 Water Capacity: 354 US Gal | 1340 L
 Dimensions: 83.25 x 92 x 46 (32.5 front) in
 211 x 234 x 116 (82 front) cm
 Available In: VE I, VE II & VE III Series



Phantom

Seats: 7 Adults
 Water Capacity: 480 US Gal | 1817 L
 Dimensions: 94 x 94 x 47 (30 front) in
 239 x 239 x 119.5 (76 front) cm
 Available In: VE II & VE III Series



Cascade II

Seats: 6-7 Adults
 Water Capacity: 480 US Gal | 1817 L
 Dimensions: 92 x 101 x 47 (31 front) in
 233.7 x 256.5 x 119.5 (79 front) cm
 Available In: VE II & VE III Series


VE SERIES

The Infinity Collection has its own exclusive series, allowing you to choose a spa that best suits your lifestyle. Take advantage of this series' unique features where your picturesque horizon meets the waterline as you relax to the sound of a cascading waterfall. Choose from a selection of packages with varying degrees of add-ons to enrich your spa experience.


VE I Series Highlights

- o Digital Spa Control Panel
- o 40 Hydrotherapy Jets
- o 100 sq.ft. Hydro Cyclonic Filtration®
- o Streaming Water Ropes
- o 24" Adjustable Waterfall
- o Self-Cleaning Sweeper Jet
- o 3" Underwater Safety Light
- o Protective Ground-Shield Barrier

VE II Series Highlights

- o Touchscreen Spa Control Panel
- o 47 Hydrotherapy Jets
- o 175 sq.ft. Hydro Cyclonic Filtration®
- o Streaming Water Ropes
- o 24" Adjustable Waterfall
- o Self-Cleaning Sweeper Jet
- o 5" Underwater Safety Light
- o Energy Smart Filtration 
- o Worldwide Spa Remote Compatible
- o ControlMySpa™ Compatible
- o Chromazone™ LED Lighting Compatible
- o The Coast Guard System® - Hardened Ground-Shield Barrier

VE III Series Highlights

- o Touchscreen Spa Control Panel
- o 61 Hydrotherapy Jets
- o 175 sq.ft. Hydro Cyclonic Filtration®
- o Streaming Water Ropes
- o 24" Adjustable Waterfall
- o Self-Cleaning Sweeper Jet
- o 7" Stainless Steel Frosted Light Dome
- o Energy Smart Filtration 
- o Worldwide Spa Remote Compatible
- o ControlMySpa™ Compatible
- o Chromazone™ LED Lighting Compatible
- o The Coast Guard System® - Hardened Ground-Shield Barrier



SUPERIOR HYDROTHERAPY

Acupressure

Inspired by traditional Chinese holistic massage therapy where the neck area is closely related to the hips. Our neck and hip jets massage inflammation and tension away.

Trigger Point Therapy

Influenced by techniques of trigger point massage therapy, our Power'Sage Zone provides the ultimate upper back massage that will melt away any tension.

Shiatsu Massage

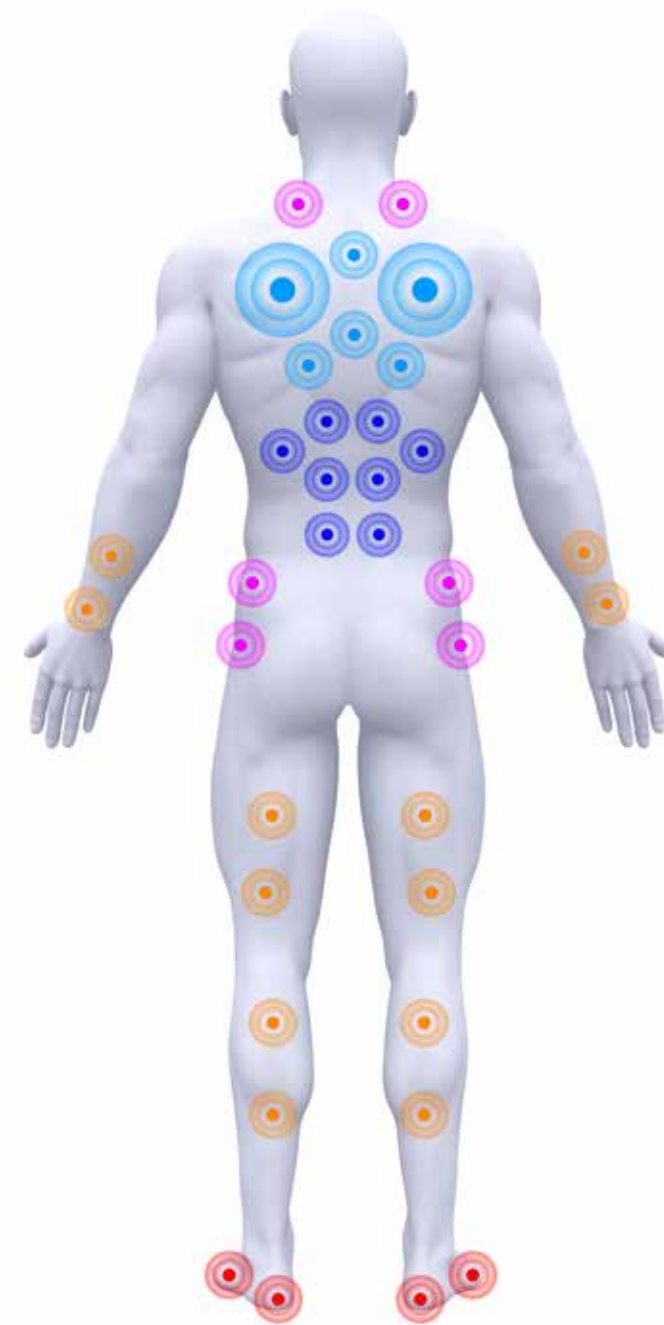
Our Impulse Jets are inspired by the ancient Japanese technique of Shiatsu. The pressure applied to the lower back releases pressure and tension across the whole body.

Swedish Massage

Stimulating circulation to the legs and arms with jetted water imitates the kneading movements, friction and vibration provided by a classic Swedish massage.

Reflexology

Reflexology has been proven to help organ function by massaging the foot. The AquaSole™ jet provides a gentle and rhythmic massage all over your feet.



Trillium Stainless Steel Massage Jets



Wellness Spa® X Adjustable Power Therapy Seat



The Adjustable Power Therapy Seat delivers a targeted and intense total body massage. With a dedicated seat-side digital control panel, this seat allows you to adjust the power of our true variable speed pump to your desired intensity.

Exclusive 24" Waterfall







In the spirit of Ayurvedic Massage techniques, the soothing hot water which comes from Coast Spas exclusive 24" Waterfall imitates the heat that is created through warm oil application to the body. Each hot tub features a seat directly underneath the waterfall enabling you to sit with the water running over the back of your neck, shoulders and upper body, quickly dissolving any built-up stress.



AROMATHERAPY

Aromatherapy is the practice of using aromatic scents to improve your health and wellness. This holistic healing treatment can be used to alleviate pains and promote your well-being.

Our Aromatherapy - Fragrance Injection System adds a touch of fragrance to your spa. With just a push of a button create a soothing bouquet of exotic scents that will whisk you away to paradise.


-  Manage Pain
-  Improve Sleep
-  Reduce Stress
-  Soothe Sore Joints
-  Treat Headaches
-  Fight Infection
-  Improve Digestion
-  Boost Immunity
-  Increase Energy
-  Detox Body

CHROMATHERAPY

Chromatherapy in its basic form has been around for thousands of years. In the 19th century it was first identified certain colors provided observable benefits to a person's physiology.

Coast Spas has brought chromatherapy to the bather in several visually stimulating packages. Chromatherapy is a staple within our spas, from the Waterline Multicolor LED Gem Lighting Package to the new Chromazone™ System.

Illuminate your whole spa with customizable colors to match your mood or desired atmosphere. The ambiance created by various colors can provide multiple health benefits for your body and mind.



- | | | | |
|--------|-------------------------------------|--------|---------------------------------------|
| RED | Energy, Passion & Blood Circulation | BLUE | Calms, Soothes & Reduces Inflammation |
| ORANGE | Happiness, Vitality & Digestion | PURPLE | Positivity, Inspiration & Sleep |
| GREEN | Balance, Rejuvenate & Heal | PINK | Youthfulness, Kindness & Detoxifying |

CRYSTAL CLEAR WATER

Our Hydro Cyclonic Filtration® System is a commercial-grade, pressurized filtration system that keeps your water crystal clear. Without a pressurized filtration system the dirty filter sits in the water with bathers, allowing the water to be re-contaminated. Coast Spas' Hydro Cyclonic Filtration® System removes the filter media from the bathing area, locking the debris in a closed pressurized canister preventing contaminants from re-entering the bathing area. Enjoy truly clean and clear water with the Hydro Cyclonic Filtration® System.



Benefits of Hydro Cyclonic Filtration®

- o 83% faster & 20% more efficient than skim filtration systems
- o The largest filter available on any spa (175 sq.ft.)
- o No dirty filter sitting in the spa water
- o Captured contaminants will not re-enter the spa water



Self-Cleaning Sweeper Jet

Debris can gather at the bottom of your spa creating an unpleasant feeling under your feet when bathing. Coast Spas' Self-Cleaning Sweeper Jets are activated during the filtration cycle and blasts debris off the floor to where it can be drawn into the filtration system.

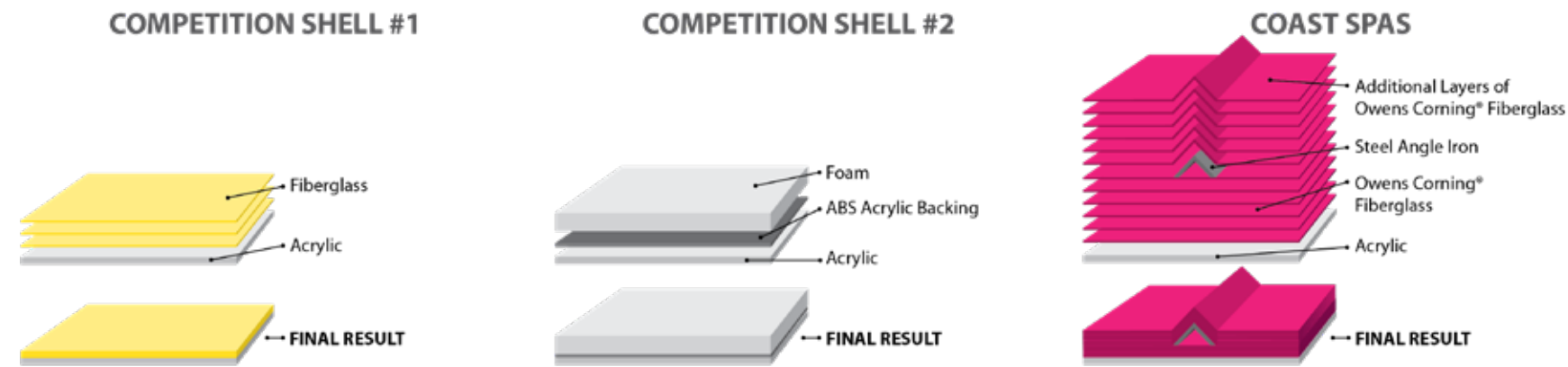
Purification Systems

Coast Spas' cleaning technology provides superior water quality with purification systems that are low-maintenance for your busy lifestyle. Components work in concert to provide you with clean and clear water. Coast Spas offers various purification systems depending on your requirements and lifestyle.

- o O3 One Advanced Ozone
- o Crystal Clear Purification Chamber
- o EcoClean UV with O3 One Advanced Ozone
- o EcoClean Bromine Salt Water System
- o Refresh Button

THE STRONGEST SHELL

Almost everything on a hot tub can be repaired or replaced, except for the shell. That's why our shells are the toughest and most durable available. They're formed using premium acrylic, backed with multiple layers of Owens Corning Fiberglass and re-enforced with steel angle iron to minimize flexing and endure the most extreme environments and temperature changes.



ENERGY CONSUMPTION

Several factors make for a more energy efficient spa. We take great care in ensuring that our spas are optimized to minimize energy loss and power consumption.

1. Energy Smart Filtration

Coast Spas hot tubs come with energy smart programmable filtration. Adjust your filtration cycles to reduce power consumption. When your spa is filtering, it uses the same amount of energy as running 2.6 light bulbs.*

2. Less sharp-angle plumbing elbows for optimum water flow performance

Coast Spas designs hot tubs with straight plumbing lines and limited use of 45 and 90 degree elbows for optimum water flow. Plumbing elbows that are too sharp cause more resistance and require more power from pumps.

3. Full Foam Insulation for maximum heat retention

Just like a house, a spa needs to be properly insulated to retain its heat. Coast Spas' full foam insulation provides the maximum heat retention for your spa.

4. Thermal lined hot tub skirt cabinets

As an addition to full foam insulation, thermal lined structural foam is adhered to the back of most cabinets to provide extra heat retention.

5. Insulated Safety Cover

Without an effective cover, rising heat from the water surface will escape resulting in a large amount of heat loss. Coast Spas' safety covers are made with virgin foam and are supported with a super heat-seal gasket.

*Only on models with a 5HP Pump.





SMART SPA

ControlMySpa™

In conjunction with an Alexa controlled device, such as an Echo, you don't need to get up from your seat, just speak a command and enjoy an uninterrupted soaking experience. Control your lights, set the temperature, set up schedules and receive push notifications remotely via an app on your smart phone. With ControlMySpa™ you also have the option of your service provider monitoring your spa's performance, giving you faster customer service.



Chromazone™

With Coast Spas' new Chromazone™ system, chromatherapy is taken to a whole new level. Customize your lighting and choose eight default colors from a palette of millions. Not only can you customize your default colors, you can now assign individual colors to separate zones on your hot tub. Set your controls and waterfall color to compliment your interior spa lights. Let colored light align the energy you need to balance your mind and body or set the mood for a night of socializing.



Coast Status

With Coast Status you can always monitor when your hot tub is ready without lifting your cover. View the status light from the comfort of your home. Solid blue shows everything is in perfect working order, flashing blue for a message and red if there is an issue with your spa that should be addressed.



COAST CONNECT™



Waterproof playing cards and checkers included with Games Table.

Lit Waterfall & Games Table

The Coast Connect™ Universal Fitting is compatible with our LED Lit Waterfall Table and Games Table. Both tables simply twist in and out of the Universal Fitting for instant customization of your spa experience. Connect with your family and friends in new ways with these exclusive features only available from Coast Spas®.



COAST CUBBY & WATERVAC™

The Coast Cubby (*patent pending*) is made of marine-grade materials and is perfect for storing items and keeping them warm and dry. Featuring a dedicated fan for warm ambient air circulation and an integrated interior light for night use. This Coast Cubby is available with a powered water evacuation system. The Coast WaterVac™ System drains your spa water faster and easier than ever before. Simply open up your Coast Cubby, lift the bottom up to access the optional shrink hose, then turn on the water evacuation pump. This innovative feature will save you time and make refreshing your spa water an easy task.



Available on select models and series.

ACRYLIC SHELL COLORS


Our large collection of shell color options make it easy to choose a color that suits your backyard and lifestyle. Like the uniqueness of a snowflake no two shells are alike, making your spa one-of-a-kind. Our acrylic shells are UV resistant, backed with multiple layers of Owens Corning Fiberglass and made to endure the most extreme environments.



Snow White



Kalahari



Storm Cloud



Sterling Marble



Smokey Mountain



Midnight Canyon



Whispering Winds



Tuscan Sun



Crimson Night

CABINET FINISHES

Canadian AAA-Grade Cedar



Unstained



Clear Satin

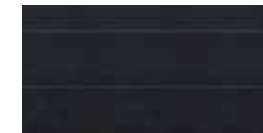
Our DIY Cedar comes ready to be painted, varnished or stained so you can customize your spa to match your backyard perfectly.

Premium Synthetic


Wideboard Synthetic available with Carbon Fiber Corners with integrated exterior lighting.



Grey



Black



Teak



Coastal Smoke

Natural Slate

Corners available with integrated exterior lighting.



Mountain Grey



Obsidian Black



Stone Brown




Desert Sand

Color match your cabinet and acrylic shell to your cover by building your spa on coastspas.com.



Shown Above: Sterling Marble Shell & Coastal Smoke Wideboard Synthetic with Carbon Fiber Corners.



Vertical Synthetic



Wideboard Synthetic

Maintenance Free Synthetic

Horizontal board profile.



Grey



Coffee

SWIM COLLECTION

Just keep swimming. The Swim Spa Collection delivers fun, fitness and hydrotherapy. Choose the model and series that match your lifestyle. Available in various sizes, configurations and featuring the world's only infinity edge swim spas, this collection has a model for everyone. Most models include detachable row bars, exercise bands and swim resistance systems. Swim to build endurance, exercise to maintain mobility or workout to build muscle. Visit www.coastspas.com to learn more.



1300 BENCH

Water Capacity: 1405 US Gal | 5320 L
 Dimensions: 151 x 90 x 53 in | 384 x 229 x 135 cm



1300 LOUNGE

Water Capacity: 1321 US Gal | 5001 L
 Dimensions: 151 x 90 x 53 in | 384 x 229 x 135 cm



1400 VE

Water Capacity: 1371 US Gal | 5190 L
 Dimensions: 161 x 90 x 53 in | 408 x 229 x 135 cm



1700 VE

Water Capacity: 1994 US Gal | 7550 L
 Dimensions: 207 x 88.5 x 53 in | 525 x 225 x 135 cm



2100 VE

Water Capacity: 2770 US Gal | 10487 L
 Dimensions: 258 x 90 x 63.5 in | 655 x 229 x 161 cm



Due to continuous improvement programs, Coast Spas may make product modifications and enhancements that may not be reflected in the shown content/images. Please see your local Coast Spas • Authorized Dealership for current specifications



SWIM SERIES

POOL SERIES

The Pool Series is a more economical and practical version of a swimming pool. This series is built for some serious water fun.

No Swim Resistance Jets

Available Models: 1300L | 1300B

PLAY SERIES

Socialize and enjoy the benefits of swimming in place against a water current produced by a powerful swim resistance jet. Exercise with detachable row bars and exercise bands, then soothe your muscles and unwind with the included hydrotherapy jets.

One Swim Resistance Jet

Available Models: 1301L | 1301B

PERFORMANCE SERIES

Get serious about competing against yourself and the rest of the pack with the Performance Series. Challenge yourself with two swim resistance jets, detachable row bars, exercise bands and swim tether.

Two Swim Resistance Jets

Available Models: 1302L | 1302B

WELLNESS SPA® SERIES

Get increased wellness benefits with the Wellness Spa® Series. Push yourself even further with 3 powerful swim resistance jets and swim tether while strength training with the included detachable row bars and exercise bands.

Three Swim Resistance Jets


Available Models: 1303L | 1303B | 1400VE | 1700VE | 2100VE

WELLNESS SPA® X SERIES


The ultimate swim spa experience. Loaded with all the features found in the Wellness Spa® Series but with a variable speed swim resistance system. With the Atlas Swim System you can finely tune the speed of the swim resistance current and program a routine with various speeds at different time intervals.

Variable Speed Atlas Swim Resistance System

Available Models: 1304L | 1304B | 1401VE | 1701VE | 2101VE



2100 VE model shown. Dual stand up therapy zones (Wellness Walls - left and right). Full entry/exit staircase and hydrotherapy seats (rear).



CUSTOMER REVIEWS



"I can't believe we waited as long as we did to take the plunge and get a new hot tub. I just wish we had done it sooner!"

- Michelle

"My husband and I both suffered from lower back pain and the relief that this spa provides is something to look forward to at the end of the day. Since we have purchased this spa my back pain has been reduced significantly."

- Cheryl

"We use it everyday. Perfect anytime. Before breakfast, rainy afternoon, or a quiet relax before bed time."

-Jessica




"I can't get enough of the 2ft waterfall inside. The sound is so relaxing, we will open the spa just for the waterfall when hanging out on the patio. My 9yr old can perfectly sit under the waterfall and he thinks it's the coolest thing ever."

- Barbara



"We entertain quite a bit and most of our friends have kids. Our Coast Spa serves as our babysitter when the grown ups need a break."

- Mark



"I love my spa. It is the best investment we made. We use it at least 4-5 times a week. The very best way to relax and communicate with your better half."

- Rachel



Coast Spas® Manufacturing Inc.
6315 - 202 Street Langley BC V2Y 1N1 Canada
info@coastspas.com

BUILD YOUR PERFECT SPA

Build your own custom Coast Spas® hot tub or swim spa today.
Select your model, choose colors and add accessories.

www.coastspas.com



YOUR AUTHORIZED COAST SPAS® DEALER

COAST SPAS® 2019 ALL RIGHTS RESERVED

© Coast Spas Manufacturing Inc. All rights reserved. Coast Spas®, World's Best Built Spas®, Built to Last®, Where Stress is Water Soluble®, Water Diversion Blade®, AT THE END of the day®, Crystal Clear Purification Chamber®, EcoClean®, Cyclonic Filtration System®, SOUNDWAVES™, Extreme®, Wellness Spa®, The BOSS®, ISPA®, Coast Connect®, Tublicious® and Northwind® are the registered trademarks of Coast Spas® Manufacturing Inc. All other brands, product names, company names, trademarks, trade names and service marks used are the property of their respective owners. Due to our continuous improvement programs, Coast Spas may make product modifications and enhancements. Specifications may change without notice. International products may be configured differently to meet local electrical requirements. Dimensions are approximate. Product pictured may include options beyond standard equipment. Check with your local dealer for the most current product specifications.